









ASQUITH PARK

SUTTON COURTENAY



This plan is indicative and is intended for guidance only and does not form part of any contract or agreement, nor does it show ownership boundaries, easements or wayleaves. For specific details, other than general site layout, please liaise directly with our site sales consultant.

 WORCESTER 3 Bedroom home	 MARLOW 4 Bedroom home	 CAMBRIDGE 4 Bedroom home	 SHAFTESBURY 4 Bedroom home	 SUNNINGDALE 4 Bedroom home	 MARLBOROUGH 5 Bedroom home	 HIGHGATE 5 Bedroom home	 AFFORDABLE HOUSING
---	--	---	---	---	---	--	--

