










# CHILTON WATERS

## BRIDGWATER



This plan is indicative and is intended for guidance only and does not form part of any contract or agreement, nor does it show ownership boundaries, easements or wayleaves. For specific details, other than general site layout, please liaise directly with our site sales consultant. Please refer to landscaping drawings for locations of trees.

	<b>LETCWORTH</b> 3 Bedroom home		<b>AMBERLEY</b> 3 Bedroom home		<b>WARWICK</b> 3 Bedroom home		<b>WINDSOR</b> 4 Bedroom home		<b>OXFORD</b> 4 Bedroom home		<b>CAMBRIDGE</b> 4 Bedroom home
	<b>SHAFTESBURY</b> 4 Bedroom home		<b>CANTERBURY</b> 4 Bedroom home		<b>SUNNINGDALE</b> 4 Bedroom home						

